

BALDOR® • RELIANCE 

Product Information Packet

SUM72504SM-4

25HP,1800RPM,3PH,60HZ,250TY,TENV,FOOTLE

Part Detail							
Revision:	A	Status:	PRD/A	Change #:		Proprietary:	No
Type:	AC	Elec. Spec:	W00698B E 002	CD Diagram:	416820-001	Mfg Plant:	
Mech. Spec:		Layout:	066930-028	Poles:	04	Created Date:	04-09-2015
Base:		Eff. Date:	06-05-2015	Leads:			

Specs			
Catalog Number:	SUM72504SM-4	Duty Rating:	15 MIN
Enclosure:	XPNV	Heater Indicator:	No Heater
Frame:	250TY	Insulation Class:	F
Frame Material:	Iron	Inverter Code:	Inverter Ready
Output @ Frequency:	25.000 @ 60 HZ	KVA Code:	F
Voltage @ Frequency:	230 V @ 60 HZ	Lifting Lugs:	Vertical Lifting Lugs
	460 V @ 60 HZ	Motor Type:	M
XP Class and Group:	CLI GP C,D	Mounting Arrangement:	V1
XP Division:	Division I	Product Family:	Other
Agency Approvals:	CCSA US	Pulley End Bearing Type:	Ball
	CSA	Pulley Face Code:	D-Flange
	UL	Shaft Rotation:	Reversible
Base Indicator:	No Mounting	Shaft Slinger Indicator:	No Slinger
Bearing Grease Type:	Polyrex EM (-20F +300F)	Speed Code:	Single Speed
Current @ Voltage:	32.1 A @ 460 V	Motor Standards:	NEMA
	64.2 A @ 230 V	Starting Method:	Direct on line
Design Code:	B	Thermal Device - Winding:	Normally Closed Thermostat
Drip Cover:	No Drip Cover	XP Temp Code:	T3C

Nameplate 000613007AC		
CLASS I GROUP	C D X	NO. <input type="text"/>
CLASS II GROUP	X X X	
OPERATING TEMP CODE	T3C	

Nameplate 000613007MN										
CAT NO	SUM72504SM-4		SPEC NO.	P25G2747						
HP	25	AMPS	64.2/32.1		VOLTS	230/460		DESIGN	B	
FRAME SIZE	X0250TY		RPM	1760	HZ	60	AMB	40	SF	1.15
D.E. BRG.	60BC03JPP30A		PH	3	DUTY	15MIN		INSUL	F	
O.D.E. BRG.	40BC02JPG30A		TYPE	P	ENCL	TENV		CODE	F	
			POWER FACTOR		NEMA-NOM-EFF					
			MAX CORR KVAR		GUARANTEED EFFICIENCY					
					NEMA NOM/CSA QUOTED EFF @	100% LOAD				
SER.NO.					MOTOR WEIGHT	515	LBS.			
	FINAL CONN AT 460V *15 MIN IN									
	AIR ;SUB.IN WATER/SEWAGE ONLY									
	SEE MANUAL FOR MAXDEPTH;									

Nameplate 000613007MR										
CAT NO	SUM72504SM-4			SPEC NO.	P25G2747					
HP	25	AMPS	64.2/32.1		VOLTS	230/460		DESIGN	B	
FRAME SIZE	X0250TY		RPM	1760	HZ	60	AMB	40	SF	1.15
D.E. BRG.	60BC03JPP30A			PH	3	DUTY	15MIN		INSUL	F
O.D.E. BRG.	40BC02JPG30A			TYPE	P	ENCL	TENV		CODE	F
				POWER FACTOR			NEMA-NOM-EFF			
				MAX CORR KVAR			GUARANTEED EFFICIENCY			
						NEMA NOM/CSA QUOTED EFF @		100% LOAD		
SER.NO.				MOTOR WEIGHT	515		LBS.			
	FINAL CONN AT 460V *15 MIN IN									
	AIR ;SUB.IN WATER/SEWAGE ONLY									
	SEE MANUAL FOR MAXDEPTH;									

Parts List		
Part Number	Description	Quantity
SA297355	SA P25G2747	1.000 EA
RA283637	RA P25G2747	1.000 EA
000613007AC	UL NAMEPLATE FOR HAZARDOUS LOCATIONS	1.000 EA
000613007MN	NP,MEDIUM AC,NO CERT,STD INDUSTRIAL	1.000 EA
000613007MR	NP, MEDIUM AC, CSA, STD INDUSTRIAL	1.000 EA
000692000EJ	NAME PLATE	1.000 EA
000901001AA	LABEL WARNING	1.000 EA
001575000A	WIRING DIAGRAM	1.000 EA
424476003WB	WIRING DIAGRAM MEDIUMA	1.000 EA
424476003WB	WIRING DIAGRAM MEDIUMA	1.000 EA
424476001A	NAME PLATE-RGG	1.000 EA
034692002AE	HCSPP 1/4" 304 S.S.	1.000 EA
004824015A	GREASE POLYREX EM	0.200 LB
032018014DG	HHCS1/2-13X1-3/4 316SS	4.000 EA
032130010DC	SHS1/2-13X1-1/4 304SS	4.000 EA
032620020JD	HSS10-24X5/8L 304S.S.	1.000 EA
034141225AC	RING, RETAINING	1.000 EA
034692003AE	PPLG 3/8" 304 S.S.	2.000 EA
047174005D	SNAP RING	1.000 EA
064262012D	SEAL	1.000 EA
064262012E	SEAL	1.000 EA
088210001AB	BRKT,DE,250SUB 88210-1WB	1.000 EA
088211005A	MTG PLTE 250 88211-4WCA	1.000 EA
413412004A	SUBM MOISTURE PROBE	2.000 EA

Parts List (continued)		
Part Number	Description	Quantity
413412005T	LEAD WIRE ASSY (BLANKE	1.000 EA
413480001R	RESISTOR ASSEMBLY-BLANKET	1.000 EA
421900168FU	ORING	1.000 EA
421900168FU	ORING	1.000 EA
004824018AF	SHELL ROTELLA OIL 10W	1.000 LB
603762001AA	LABRYNTH BLKT	1.000 EA
032018006BM	HHCS 5/16-18X3/4 PLTGRN.	1.000 EA
032018006BM	HHCS 5/16-18X3/4 PLTGRN.	1.000 EA
034036013AB	LCKW 5/16 EXT.TOOTH LCKW	1.000 EA
047024003AH	T/LUG AMP 34112	4.000 EA
032018010CG	HHCS 3/8-16X1-1/4L 316SS V2T23	4.000 EA
032080003LB	HWHMS 1/4-20X3/8L PLTED	6.000 EA
032080003JB	HWHMS 10-24X3/8L PLTED	4.000 EA
415031017A	NUT W/WASHER 10-24 C.PLT	4.000 EA
047024003E	TERMINAL LUG	9.000 EA
415031017B	NUT W/WASHER1/4-20 C.P	6.000 EA
421900092FU	ORING	1.000 EA
609181014D	HEAT SHRINK TUBING 3/4	10.000 EA
700385014DA	CCA #4 25' 210/250	1.000 EA
004824007K	SPECIAL PAINT	0.100 EA
033775004EA	DRSCR #6-1/4 304 S.S.	4.000 EA
034180009FD	KEY 3/8X3/8X1-1/8 303 SS	1.000 EA
088209001AB	BRKT,DE,250SUB 88209-1WCD	1.000 EA
421900168FU	ORING	1.000 EA

Product Information Packet: SUM72504SM-4 - 25HP,1800RPM,3PH,60HZ,250TY,TENV,FOOTLE

032018008BG	HHCS 5/16-18X1 BRASS-447	3.000 EA
032018014DG	HHCS1/2-13X1-3/4 3165SS	4.000 EA
000901001AA	LABEL WARNING	1.000 EA
B3630-9	SUBM THERMOSTAT TAG	1.000 EA
B-3664002	TAG, (NON REGREASABLE)	1.000 EA

REL. S.O.	FRAME	HP	TYPE	PHASE/HERTZ	RPM	VOLTS
	250TY	25	P	3/60	1760	230/460
AMPS	DUTY	AMB °C/ INSUL.	S.F.	NEMA DESIGN	CODE LETTER	ENCL.
64.2/32.1	*	40/F	1.15	B	F	SUB
E/S	ROTOR	TEST S.O.	TEST DATE	STATOR RES @25 °C OHMS (BETWEEN LINES)		
424201	418138036SE	---	---	.123/.492		

PERFORMANCE


LOAD	HP	AMPERES	RPM	INPUT KW	POWER FACTOR	% EFFICIENCY
NO LOAD	0	11.9	1800	1.06	11.2	0
1/4	6.26	14.2	1790	5.81	51.2	80.4
2/4	12.5	18.9	1781	10.7	71.3	87.2
3/4	18.7	25.0	1771	15.8	79.3	88.7
4/4	25.0	32.1	1759	21.1	82.5	88.5
5/4	31.2	39.9	1746	26.6	83.7	87.6

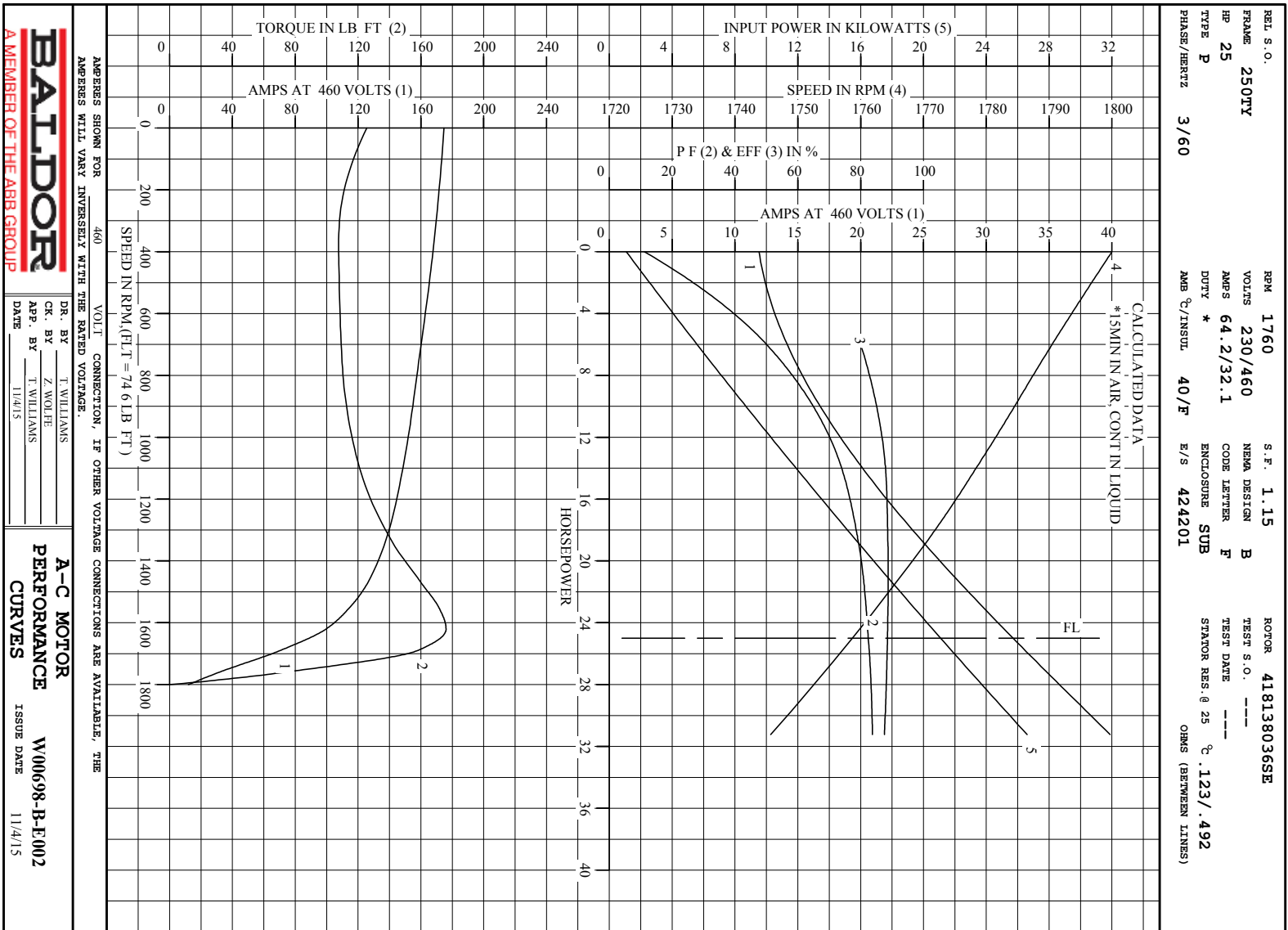
SPEED TORQUE

	RPM	TORQUE % FULL LOAD	TORQUE LB.-FT.	AMPERES
LOCKED ROTOR	0	168	126	175
PULL UP	360	144	108	169
BREAKDOWN	1621	236	176	99.4
FULL LOAD	1759	100	74.6	32.1

AMPERES SHOWN FOR 460. VOLT CONNECTION. IF OTHER VOLTAGE CONNECTIONS ARE AVAILABLE, THE AMPERES WILL VARY INVERSELY WITH THE RATED VOLTAGE

REMARKS : CALCULATED DATA
*15MIN IN AIR, CONT IN LIQUID

 <p>A MEMBER OF THE ABB GROUP</p>	DR. BY <u>F. WILLIAMS</u>	<p>A-C MOTOR PERFORMANCE DATA</p> <p>W00698-B-E002 ISSUE DATE 11/4/15</p>
	CK. BY <u>Z. WOLFE</u> APP. BY <u>T. WILLIAMS</u> DATE <u>11/4/15</u>	



BALDOR
 A MEMBER OF THE ABB GROUP

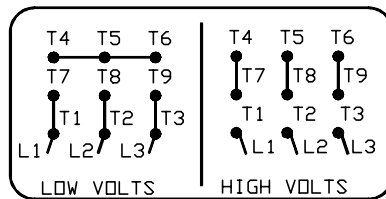
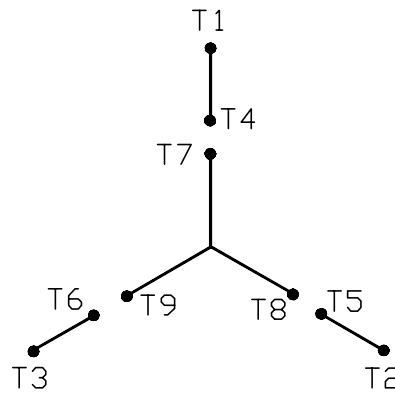
DR. BY T. WILLIAMS
 CK. BY Z. MOUHE
 App. BY T. WILLIAMS
 DATE 11/4/15

A-C MOTOR
PERFORMANCE
CURVES
 W000698-B-E-002
 ISSUE DATE 11/4/15

Printed on 11/4/15 16:08 @ bengap01.baldor.com

416820-001

A-C MOTOR
 CONNECTION DIAGRAM
 STANDARD 9 LEAD Y CONNECTED



< N. P. 1575-A >

416820-001

REV. DESC: FONT CHANGE FOR PDF SEARCHABLE		
REV. LTR: A	VERSION: 01	TDR: 000001009382
FILE: \MGA\00000\659	REVISED: 10: 33: 07 12/21/2016	BY: MGHMTT
MTL: -	⊙ □	

BALDOR

CONN DIAG - STANDARD 9 LEAD, Y CONNECTED

SH 1 of 1

Marketing maintained PDF of MN414:

<http://www.baldor.com/support/Literature/Load.ashx/MN414?ManNumber=MN414>

